

TRANSITION SYSTEMS

Slides by Alessandro Artale
<http://www.inf.unibz.it/~artale/>

*Some material (text, figures) displayed in these slides is courtesy of:
M. Benerecetti, A. Cimatti, M. Fisher, F. Giunchiglia, M. Pistore, M. Roveri, R. Sebastiani.*

– p. 1/21

Summary of Lecture II

- **Types of Systems.**
- Modeling Systems as Kripke Models.
- Languages for Describing Kripke Models.
- Properties of Systems.

– p. 2/21

Concurrent Reactive Systems

We describe here **Concurrent Reactive systems**.

- **Reactive Systems**: Systems that interact with their environment and usually do not terminate (e.g. communication protocols, hardware circuits).
- **Concurrent Systems** consist of a set of components that execute together.
- We distinguish two types of Concurrent Systems:
 1. *Asynchronous or Interleaved Systems*. Only one component makes a step at a time;
 2. *Synchronous Systems*. All components make a step at the same time.

– p. 3/21

Modeling Systems

- We need to construct a *Formal Specification* of the system which abstract from irrelevant details.
 - **State**: Snapshot of the system that captures the values of the variables at a particular point in time.
 - **System Transition**: How the state of the system evolves as the result of some action.
 - **Computation**: Infinite sequence of states along the different transitions.

– p. 4/21

Summary

- Types of Systems.
- Modeling Systems as Kripke Models.
- Languages for Describing Kripke Models.
- Properties of Systems.

– p. 5/21

Modeling Systems with Kripke Structures

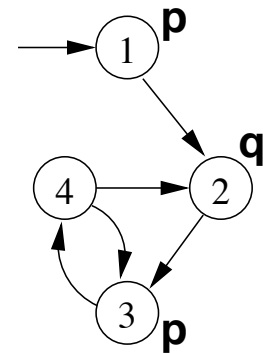
- **Kripke Structures** are transition diagrams that represent the dynamic behavior of a reactive system.
- Kripke Structures consist of a set of states, a set of transitions between states, and a set of properties labeling each state.
- A path in a Kripke structure represents a computation of the system.

– p. 6/21

Kripke model: definition

▷ Formally, a Kripke model $\langle S, I, R, AP, L \rangle$ consists of

- a set of states S ;
- a set of initial states $I \subseteq S$;
- a set of transitions $R \subseteq S \times S$;
- a set of atomic propositions AP ;
- a labeling function $L : S \mapsto 2^{AP}$.



▷ A **path** in a Kripke model M from a state s_0 is an infinite sequence of states

$$\pi = s_0, s_1, s_2, \dots$$

such that $(s_i, s_{i+1}) \in R$, for all $i \geq 0$.

- p. 7/21

Example: Kripke model for mutual exclusion

- We model two concurrent asynchronous processes sharing a resource ensuring they do not access it at the same time.
- Each process has *critical sections* in its code and only one process can be in its critical section at a time.
- We want to find a *protocol* for mutual exclusion which, for example, guarantee the following properties:

Safety: Only one process is in its critical section at a time.

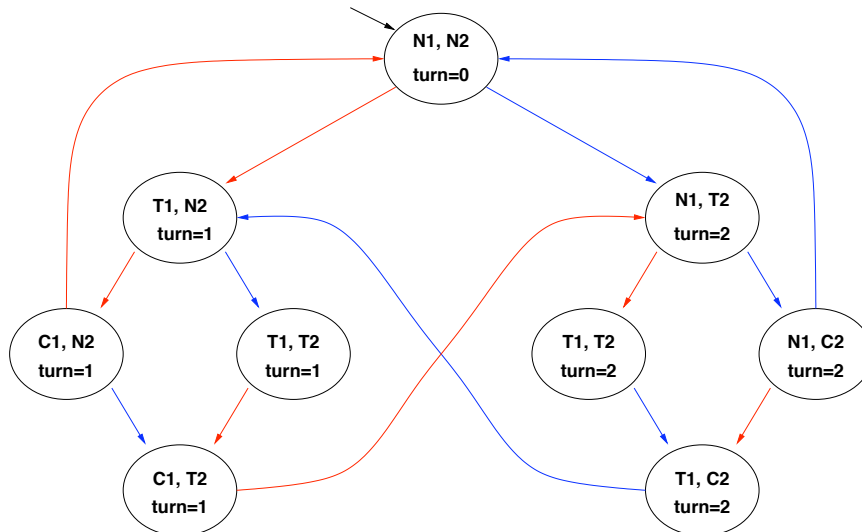
Liveness: Whenever any process requests to enter its critical section it will *eventually* be permitted to do so.

Non-Blocking: A process can always request to enter its critical section.

- p. 8/21

Example: a Kripke model for mutual exclusion

Each process can be in its non-critical state (**N**), or trying to enter its critical state (**T**), or in its critical state (**C**). The variable **turn** considers the *first* process that went into its trying state.



N = noncritical, T = trying, C = critical User 1 User 2

- p. 9/21

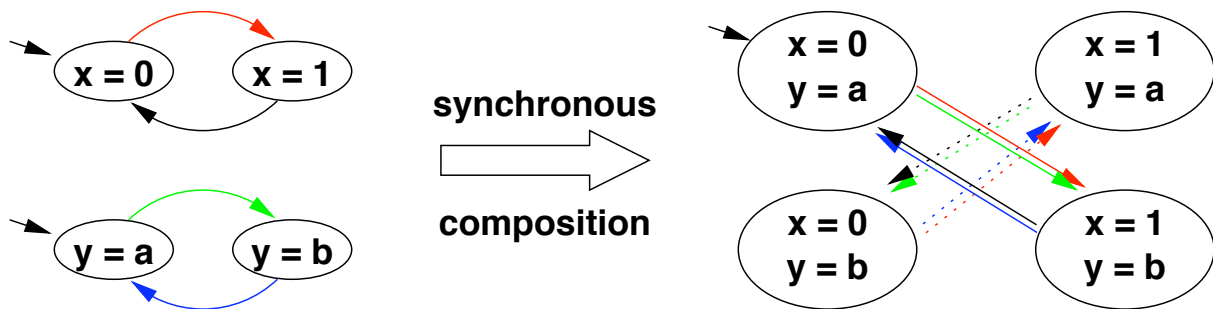
Composing Kripke Models

- Complex Kripke Models are typically obtained by composition of smaller ones
- Components can be combined via
 - **synchronous** composition
 - **asynchronous** composition.

- p. 10/21

Synchronous Composition

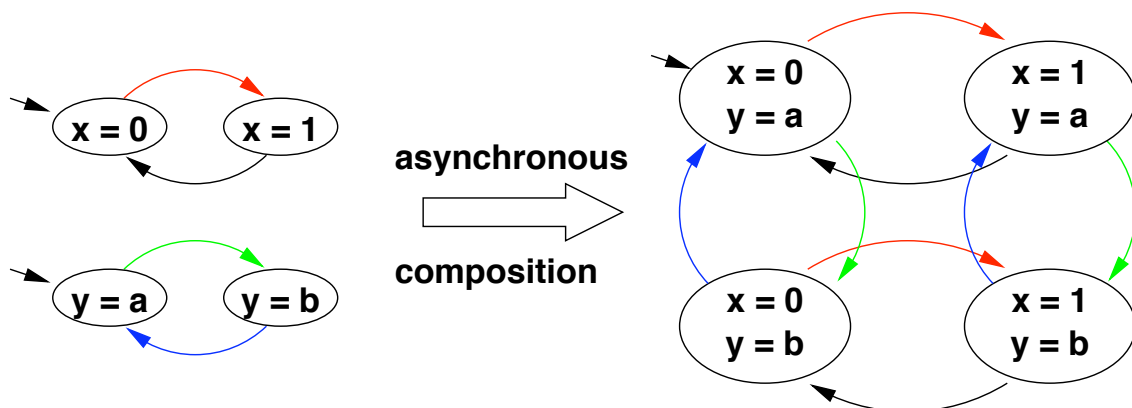
- ▷ Components evolve in parallel.
- ▷ At each time instant, every component performs a transition.



- ▷ Typical example: sequential hardware circuits.

Asynchronous Composition

- ▷ Interleaving of evolution of components.
- ▷ At each time instant, one component is selected to perform a transition.



- ▷ Typical example: communication protocols.

Summary

- Types of Systems.
- Modeling Systems as Kripke Models.
- Languages for Describing Kripke Models.
- Properties of Systems.

– p. 13/21

Description languages for Kripke Model

Typically a Kripke model is not given explicitly, rather it is usually presented in a structured language (e.g., NuSMV, SDL, PROMELA, StateCharts, VHDL, ...)
Each component is presented by specifying:

- A set of system variables
- Initial values for state variables
- Instructions

– p. 14/21

Description languages for Kripke Model

The correspondence between a description language and the Kripke Model is the following:

- **States:** all possible assignments for system variables;
- **Initial States:** Initial values for system variables;
- **Transitions:** Instructions;
- **Atomic Propositions:** Propositions associated to the values of the system variables;
- **Labeling:** Set of atomic propositions true at a state.

- p. 15/21

The NuSMV language

- The NuSMV (New Symbolic Model Verifier) model-checking system is an Open Source product (nusmv.irst.itc.it).
- An SMV program consists of:
 - Type declarations of the system variables;
 - Assignments that define the valid initial states (e.g., `init(b0) := 0`).
 - Assignments that define the transition relation (e.g., `next(b0) := !b0`).

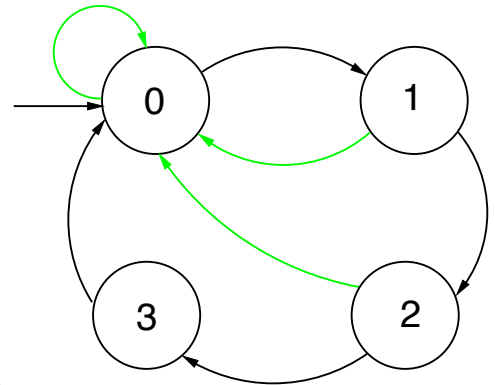
- p. 16/21

NuSMV: The modulo 4 counter with reset

```
MODULE main
VAR
  b0      : boolean;
  b1      : boolean;
  reset   : boolean;
  out     : 0..3;

ASSIGN
  init(b0) := 0;
  next(b0) := case
    reset = 1: 0;
    reset = 0: !b0;
  esac;

  init(b1) := 0;
  next(b1) := case
    reset: 0;
    1     : ((!b0 & b1) | (b0 & !b1));
  esac;
  out := b0 + 2*b1;
```



- p. 17/21

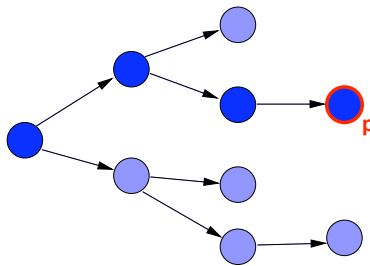
Summary

- Types of Systems.
- Modeling Systems as Kripke Models.
- Languages for Describing Kripke Models.
- Properties of Systems.

- p. 18/21

Safety Properties

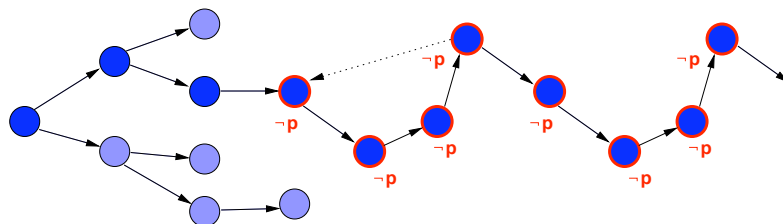
- **Nothing Bad Ever Happens.**
 - Deadlock: two processes waiting for input from each other, the system is unable to perform a transition.
 - No reachable state satisfies a “bad” condition, e.g. never two processes in critical section at the same time
- It is expressed by a temporal formula saying that “*it’s never the case that p* ”.



- p. 19/21

Liveness Properties

- **Something Desirable Will Eventually Happen.**
 - Whenever a subroutine takes control, it will always return it (sooner or later).
- It is expressed by a temporal formula saying that “*at each state it will be the case that p* ”.
- Can be refuted by infinite behaviour (represented as a loop)



- p. 20/21

Summary of Lecture II

- Types of Systems.
- Modeling Systems as Kripke Models.
- Languages for Describing Kripke Models.
- Properties of Systems.